



FINANCIAL SERVICES



ASBK RESULTS

AUSTRALIAN SUPERBIKE CHAMPIONSHIP

Race 1

Date: 29/02/20
Event: R04
Weather: Mostly cloudy - Temp: 18.8C
Track: Dry - Temp: 22.7C

Started at: 11:16:32
Laps: 12
Starters: 27
Printed at: 12:17

PROVISIONAL CLASSIFICATION

Pos	No	Gr	Name	Machine	Laps	Race Time	Behind Leader	Behind Prev	Fastest Lap	On Lap	Top Speed
1	47		Wayne MAXWELL (VIC) / Boost Mobile	Ducati V4R	12	18:40.847			1:32.456	3	305
2	65		Cru HALLIDAY (NSW) / Yamaha Racing Team	Yamaha YZF-R1	12	18:41.695	.848	.848	1:32.509	3	308
3	21		Josh WATERS (VIC)	Suzuki GSXRR	12	18:43.736	2.889	2.041	1:32.664	7	304
4	67		Bryan STARING (WA) / Kawasaki Motors Australia / Landscapesupplies.com.au	Kawasaki ZX10R	12	18:48.394	7.547	4.658	1:32.980	4	303
5	17		Troy HERFOSS (QLD) / Penrite Honda Racing / Elite Roads / Michelin	Honda CBR RR	12	18:57.857	17.010	9.463	1:32.475	3	300
6	61		Arthur SISSIS (SA) / Unitech Racing / Pinnacle Building & Construction	Suzuki GSXRR	12	18:58.110	17.263	.253	1:33.859	2	305
7	25		Daniel FALZON (SA) / William Adams CAT / Energy Power CAT / Mainline Dyno / Yamaha	Yamaha YZF-R1	12	18:58.244	17.397	.134	1:33.752	4	309
8	28		Aiden WAGNER (QLD) / Yamaha Racing Team	Yamaha YZF-R1	12	18:58.332	17.485	.088	1:32.290	2	308
9	13		Jed METCHER (VIC) / Metcher M-sport / Valid Technologies / Ezprint / Platinum M-cycles	Suzuki GSXRR	12	19:06.115	25.268	7.783	1:34.319	3	303
10	4		Josh HAYES (USA) / Addicted to Track / Mojo Yamaha	Yamaha YZF-R1	12	19:07.989	27.142	1.874	1:34.223	4	300
11	34		Linden MAGEE (QLD) / LMR / Maxima Oils / AGV / TCX / Macna	BMW S RR	12	19:20.544	39.697	12.555	1:35.405	10	298
12	41		Max CROKER (NSW) / Mat Mladin Racing / Yoshimura R&D / Suzuki / Suzuki Fin. / Suzuki Ins. / Ecstar	Suzuki GSXR	12	19:20.583	39.736	.039	1:35.388	2	301
13	33		Sloan FROST (NZ) / FILTA / Darby Capital / Suzuki / TSS Motorcycles	Suzuki GSXR	12	19:27.006	46.159	6.423	1:35.683	9	302
14	86		Beau BEATON (NSW) / North Coast V-Twins / Racers Edge Performance / Craig McMartin Racing	Ducati V4R	12	19:29.919	49.072	2.913	1:35.662	2	300
15	62		Brendan McINTYRE (NSW) / Western M-c / Ric Pobjoy Racing / Motul / RK / EBC / Motoproducts / Suzuki	Suzuki GSXR	12	19:33.749	52.902	3.830	1:36.208	9	289
16	14		Glenn ALLERTON (NSW) / Maxima BMW / Nextgen BMW	BMW S RR	12	19:37.242	56.395	3.493	1:32.767	2	314
17	68		Glenn SCOTT (NSW) / Kawasaki Motors Australia / Landscapesupplies.com.au	Kawasaki ZX10R	12	19:37.741	56.894	.499	1:36.850	11	300
18	88		Giuseppe SCARCELLA (NSW) / Forcite Helmets	Ducati P-gale	12	19:38.526	57.679	.785	1:36.943	11	293
19	217		Dean HASLER (NSW) / Beenwah Bikeworks / Pinot Noir Accommodation	BMW S RR	12	19:45.279	1:04.432	6.753	1:37.478	2	289
20	24		Matthew TOOLEY (VIC) / Phillip Island Ride Days / West Sliders	Yamaha YZF-R1	12	19:51.639	1:10.792	6.360	1:37.876	4	287
21	78		Nathan SPITERI (VIC) / Livson / RST / PTR / The Grinning Dingo	Suzuki GSXRR	12	19:52.205	1:11.358	.566	1:37.798	3	287
22	63		Dominic DE LEON (NSW) / AT1 Racing	Kawasaki ZX10R	12	19:53.071	1:12.224	.866	1:38.357	7	290
23	98		Evan BYLES (SA) / SA Motorcycles Kawasaki	Kawasaki ZX10R	12	19:53.841	1:12.994	.770	1:37.759	3	289
24	77		Adam SENIOR (WA) / Senior Engineering	Yamaha YZF-R1	12	20:07.100	1:26.253	13.259	1:38.911	12	276
25	37		Michael EDWARDS (QLD) / Northstar Yamaha / Yamaha Motor Aust. / AGV Helmets	Yamaha YZF-R1M	11	18:53.435	1 Lap		1:40.428	3	286
DNF	12		Matt WALTERS (NSW) / Kawasaki Aust. / Rover Coaches / Pirelli / RST / AGV Helmets / Repsol Oil	Kawasaki ZX10RR	9	14:11.992	3 Laps		1:32.979	2	317
DNF	38		Hamish McMURRAY (NSW) / Six Ways From Sunday / Dunlop	Kawasaki ZX10RR	8	13:59.102	4 Laps		1:42.548	2	265

Fastest Lap was 1:32.290 by Aiden WAGNER (QLD)

Current race lap record for SBK class - 1:31.881 by Michael JONES (QLD) on a Kawasaki ZX10R set on 24/02/19

The results are provisional until the end of the time limit for protests and appeals.

Chief Timekeeper - Scott Laing

Clerk of Course - Tom Williams



COMPUTIME RACE TIMING SYSTEMS PTY LTD
www.computime.com.au

E-mail: scott@computime.com.au / Ph: 0418 17 13 17





ASBK RESULTS

AUSTRALIAN SUPERBIKE CHAMPIONSHIP

Race 1

Date: 29/02/20
Event: R04
Weather: Mostly cloudy - Temp: 18.8C
Track: Dry - Temp: 22.7C

Started at: 11:16:32
Laps: 12
Starters: 27
Printed at: 12:17

PROVISIONAL LAP TIMES

No	Name	Lap 1	Lap 2	Lap 3	Lap 4	Lap 5	Lap 6	Lap 7	Lap 8	Lap 9	Lap 10	Lap 11	Lap 12
4	Josh HAYES (USA)	1:41.460	1:38.987	1:36.423	1:34.223	1:35.251	1:34.736	1:34.767	1:34.566	1:34.247	1:34.425	1:34.365	1:34.539
12	Matt WALTERS (NSW)	1:40.291	1:32.979	1:34.174	1:33.663	1:34.017	1:34.142	1:34.095	1:34.146	1:34.485			
13	Jed METCHER (VIC)	1:42.538	1:34.785	1:34.319	1:35.176	1:35.202	1:35.188	1:34.840	1:34.585	1:34.868	1:34.766	1:34.841	1:35.007
14	Glenn ALLERTON (NSW)	1:40.196	1:32.767	1:33.051	1:33.252	2:17.428	1:34.624	1:34.215	1:34.172	1:34.750	1:34.306	1:34.155	1:34.326
17	Troy HERFOSS (QLD)	1:39.625	1:32.640	1:32.475	1:33.268	1:33.057	1:33.623	1:46.435	1:33.373	1:33.497	1:33.631	1:33.315	1:32.918
21	Josh WATERS (VIC)	1:39.139	1:32.997	1:33.393	1:32.826	1:32.935	1:32.729	1:32.664	1:32.964	1:33.042	1:33.478	1:33.432	1:34.137
24	Matthew TOOLEY (VIC)	1:48.497	1:37.983	1:37.983	1:37.876	1:38.006	1:38.386	1:38.456	1:38.547	1:38.914	1:38.808	1:39.021	1:39.162
25	Daniel FALZON (SA)	1:41.196	1:36.156	1:33.764	1:33.752	1:34.018	1:33.897	1:34.091	1:34.141	1:34.300	1:34.271	1:34.091	1:34.567
28	Aiden WAGNER (QLD)	1:41.110	1:32.290	1:32.817	1:33.277	1:45.365	1:33.797	1:33.188	1:32.964	1:33.508	1:33.640	1:33.573	1:32.803
33	Sloan FROST (NZ)	1:47.385	1:36.355	1:36.628	1:36.847	1:36.930	1:35.913	1:35.702	1:35.908	1:35.683	1:37.278	1:36.174	1:36.203
34	Linden MAGEE (QLD)	1:46.019	1:36.152	1:35.797	1:36.170	1:35.620	1:35.933	1:35.945	1:35.574	1:35.673	1:35.405	1:35.960	1:36.296
37	Michael EDWARDS (QLD)	1:49.427	1:42.322	1:40.428	1:41.133	1:40.874	1:41.527	1:42.212	1:42.397	1:41.856	1:41.848	1:49.411	
38	Hamish McMURRAY (NSW)	1:50.734	1:42.548	1:43.659	1:44.722	1:44.741	1:44.040	1:43.887	1:44.771				
41	Max CROKER (NSW)	1:43.369	1:35.388	1:35.639	1:36.100	1:35.721	1:35.865	1:35.574	1:36.264	1:36.590	1:36.925	1:36.600	1:36.548
47	Wayne MAXWELL (VIC)	1:38.962	1:32.808	1:32.456	1:33.616	1:32.742	1:32.754	1:32.728	1:32.695	1:32.836	1:33.227	1:32.924	1:33.099
61	Arthur SISIS (SA)	1:41.970	1:33.859	1:34.315	1:34.584	1:34.381	1:33.872	1:34.070	1:34.130	1:34.314	1:34.224	1:34.206	1:34.185
62	Brendan McINTYRE (NSW)	1:47.145	1:37.936	1:36.583	1:37.810	1:37.132	1:36.492	1:37.421	1:36.517	1:36.208	1:36.902	1:36.872	1:36.731
63	Dominic DE LEON (NSW)	1:46.975	1:38.599	1:38.718	1:38.721	1:38.726	1:38.633	1:38.357	1:38.702	1:38.687	1:39.048	1:38.641	1:39.264
65	Cru HALLIDAY (NSW)	1:39.646	1:32.935	1:32.509	1:33.014	1:32.842	1:32.709	1:32.842	1:32.648	1:32.622	1:33.394	1:32.920	1:33.614
67	Bryan STARING (WA)	1:39.408	1:33.120	1:33.360	1:32.980	1:33.117	1:33.133	1:33.111	1:33.514	1:33.559	1:33.851	1:33.974	1:35.267
68	Glenn SCOTT (NSW)	1:44.734	1:37.450	1:37.580	1:37.014	1:37.839	1:38.309	1:38.212	1:37.664	1:37.176	1:37.773	1:36.850	1:37.140
77	Adam SENIOR (WA)	1:49.642	1:39.938	1:39.973	1:40.202	1:40.275	1:40.216	1:39.529	1:40.136	1:39.310	1:39.407	1:39.561	1:38.911
78	Nathan SPITERI (VIC)	1:47.142	1:38.493	1:37.798	1:38.389	1:38.397	1:38.868	1:38.693	1:38.990	1:39.114	1:38.813	1:39.009	1:38.499
86	Beau BEATON (NSW)	1:43.423	1:35.662	1:35.707	1:36.102	1:36.868	1:37.008	1:37.030	1:37.482	1:37.665	1:37.460	1:37.485	1:38.027
88	Giuseppe SCARCELLA (NSW)	1:45.134	1:37.210	1:37.741	1:36.969	1:37.630	1:37.538	1:38.382	1:38.227	1:37.649	1:37.543	1:36.943	1:37.560
98	Evan BYLES (SA)	1:49.094	1:38.080	1:37.759	1:38.130	1:38.754	1:38.618	1:40.035	1:38.338	1:39.048	1:38.815	1:38.619	1:38.551
217	Dean HASLER (NSW)	1:45.968	1:37.478	1:37.806	1:38.169	1:38.261	1:37.948	1:38.376	1:38.152	1:38.703	1:38.003	1:37.714	1:38.701

The results are provisional until the end of the time limit for protests and appeals.



Chief Timekeeper - Scott Laing


Clerk of Course - Tom Williams



COMPUTIME RACE TIMING SYSTEMS PTY LTD
www.computime.com.au

E-mail: scott@computime.com.au / Ph: 0418 17 13 17





ASBK RESULTS

AUSTRALIAN SUPERBIKE CHAMPIONSHIP

Date: 29/02/20
 Event: R04
 Weather: Mostly cloudy - Temp: 18.8C
 Track: Dry - Temp: 22.7C

Race 1

Started at: 11:16:32
 Laps: 12
 Starters: 27
 Printed at: 12:17

PROVISIONAL SPLIT TIMES

Lap	Split 1	Split 2	Split 3	Split 4	Lap Time	Spd	Lap	Split 1	Split 2	Split 3	Split 4	Lap Time	Spd
4 Josh HAYES (USA) (10th)							14 Glenn ALLERTON (NSW) (16th)						
1	29.482	27.760	18.109	26.109	1:41.460	224	1	28.963	27.336	17.800	26.097	1:40.196	213
2	22.460	28.395	18.382	29.750	1:38.987	300	2	22.131	27.006	17.666	25.964	1:32.767	309
3	23.780	27.817	18.216	26.610	1:36.423	268	3	22.261	27.176	17.762	25.852	1:33.051	309
4	22.523	27.417	18.000	26.283	1:34.223	290	4	22.326	27.111	17.773	26.042	1:33.252	314
5	22.593	27.809	18.236	26.613	1:35.251	298	5	1:01.877	30.651	18.416	26.484	2:17.428	305
6	22.704	27.474	18.091	26.467	1:34.736	298	6	22.574	27.512	18.179	26.359	1:34.624	301
7	22.738	27.487	18.009	26.533	1:34.767	289	7	22.565	27.110	18.128	26.412	1:34.215	301
8	22.540	27.561	17.996	26.469	1:34.566	290	8	22.594	27.274	18.063	26.241	1:34.172	300
9	22.572	27.314	18.123	26.238	1:34.247	290	9	22.695	27.505	18.086	26.464	1:34.750	303
10	22.384	27.624	18.057	26.360	1:34.425	291	10	22.475	27.272	18.018	26.541	1:34.306	301
11	22.542	27.353	17.961	26.509	1:34.365	290	11	22.554	27.342	17.907	26.352	1:34.155	301
12	22.455	27.450	18.134	26.500	1:34.539	291	12	22.489	27.260	18.167	26.410	1:34.326	303
12 Matt WALTERS (NSW) (DNF)							17 Troy HERFOSS (QLD) (5th)						
1	29.172	27.336	17.790	25.993	1:40.291	224	1	28.856	27.088	17.814	25.867	1:39.625	218
2	22.256	27.105	17.673	25.945	1:32.979	317	2	22.318	26.963	17.590	25.769	1:32.640	298
3	22.187	28.161	17.786	26.040	1:34.174	308	3	22.168	26.775	17.722	25.810	1:32.475	298
4	22.349	27.226	17.885	26.203	1:33.663	303	4	22.093	26.915	18.035	26.225	1:33.268	293
5	22.542	27.261	17.938	26.276	1:34.017	302	5	22.367	26.892	17.741	26.057	1:33.057	296
6	22.408	27.234	18.131	26.369	1:34.142	299	6	22.919	26.982	17.698	26.024	1:33.623	298
7	22.357	27.310	17.971	26.457	1:34.095	299	7	34.643	27.673	17.984	26.135	1:46.435	300
8	22.512	27.291	17.967	26.376	1:34.146	298	8	22.316	27.068	17.859	26.130	1:33.373	295
9	22.547	27.518	18.087	26.333	1:34.485	298	9	22.297	27.028	17.854	26.318	1:33.497	294
							10	22.306	27.437	17.814	26.074	1:33.631	295
							11	22.436	27.121	17.738	26.020	1:33.315	296
							12	22.087	26.916	17.638	26.277	1:32.918	298
13 Jed METCHER (VIC) (9th)							21 Josh WATERS (VIC) (3rd)						
1	29.798	28.114	18.091	26.535	1:42.538	225	1	28.178	27.365	17.724	25.872	1:39.139	217
2	22.633	27.443	18.229	26.480	1:34.785	303	2	22.286	27.004	17.778	25.929	1:32.997	302
3	22.627	27.396	17.974	26.322	1:34.319	301	3	22.458	27.247	17.716	25.972	1:33.393	298
4	22.760	27.576	18.103	26.737	1:35.176	301	4	22.117	26.965	17.814	25.930	1:32.826	298
5	22.738	27.722	18.254	26.488	1:35.202	298	5	22.239	27.006	17.805	25.885	1:32.935	303
6	22.789	27.574	18.273	26.552	1:35.188	297	6	22.044	26.964	17.811	25.910	1:32.729	304
7	22.761	27.496	18.115	26.468	1:34.840	296	7	22.022	26.967	17.840	25.835	1:32.664	300
8	22.406	27.666	18.092	26.421	1:34.585	303	8	22.066	27.020	17.843	26.035	1:32.964	302
9	22.690	27.558	18.083	26.537	1:34.868	297	9	22.058	27.054	17.832	26.098	1:33.042	299
10	22.634	27.422	18.218	26.492	1:34.766	298	10	22.338	27.180	17.825	26.135	1:33.478	298
11	22.550	27.465	18.156	26.670	1:34.841	297							
12	22.708	27.649	18.212	26.438	1:35.007	296							


Scott Laing
 Chief Timekeeper - Scott Laing

Tom Williams
 Clerk of Course - Tom Williams



COMPUTIME RACE TIMING SYSTEMS PTY LTD
www.computime.com.au

E-mail: scott@computime.com.au / Ph: 0418 17 13 17





ASBK RESULTS

AUSTRALIAN SUPERBIKE CHAMPIONSHIP

Race 1

Started at: 11:16:32
Laps: 12
Starters: 27
Printed at: 12:17

Date: 29/02/20
Event: R04
Weather: Mostly cloudy - Temp: 18.8C
Track: Dry - Temp: 22.7C

PROVISIONAL SPLIT TIMES

Lap	Split 1	Split 2	Split 3	Split 4	Lap Time	Spd	Lap	Split 1	Split 2	Split 3	Split 4	Lap Time	Spd
11	22.265	27.108	17.888	26.171	1:33.432	298	8	22.117	27.072	17.818	25.957	1:32.964	298
12	22.411	27.371	18.072	26.283	1:34.137	298	9	22.210	27.177	18.069	26.052	1:33.508	302
							10	22.175	27.156	18.131	26.178	1:33.640	303
24 Matthew TOOLEY (VIC) (20th)							11	22.322	27.364	17.754	26.133	1:33.573	302
1	32.086	29.800	19.010	27.601	1:48.497	226	12	22.009	26.929	17.723	26.142	1:32.803	302
2	23.390	28.421	18.584	27.588	1:37.983	287							
3	23.340	28.462	18.868	27.313	1:37.983	284	33 Sloan FROST (NZ) (13th)						
4	23.482	28.310	18.749	27.335	1:37.876	283	1	32.127	29.556	18.712	26.990	1:47.385	235
5	23.199	28.712	18.821	27.274	1:38.006	281	2	23.281	27.986	18.396	26.692	1:36.355	300
6	23.502	28.670	18.806	27.408	1:38.386	286	3	22.918	28.071	18.567	27.072	1:36.628	299
7	23.472	28.579	18.657	27.748	1:38.456	276	4	23.192	28.134	18.655	26.866	1:36.847	300
8	23.437	28.699	18.847	27.564	1:38.547	276	5	22.915	28.343	18.701	26.971	1:36.930	302
9	23.709	28.568	18.783	27.854	1:38.914	274	6	22.934	27.711	18.434	26.834	1:35.913	293
10	23.363	28.796	18.830	27.819	1:38.808	282	7	22.777	27.731	18.534	26.660	1:35.702	292
11	23.804	28.641	18.851	27.725	1:39.021	276	8	22.849	27.848	18.383	26.828	1:35.908	292
12	23.619	28.755	18.828	27.960	1:39.162	276	9	22.874	27.608	18.404	26.797	1:35.683	293
							10	23.099	28.310	18.803	27.066	1:37.278	294
25 Daniel FALZON (SA) (7th)							11	23.199	27.557	18.469	26.949	1:36.174	297
1	29.342	27.748	18.006	26.100	1:41.196	223	12	22.799	27.781	18.571	27.052	1:36.203	292
2	22.360	29.267	18.140	26.389	1:36.156	309							
3	22.333	27.452	17.936	26.043	1:33.764	302	34 Linden MAGEE (QLD) (11th)						
4	22.383	27.252	17.955	26.162	1:33.752	301	1	31.522	29.097	18.800	26.600	1:46.019	220
5	22.452	27.392	17.897	26.277	1:34.018	306	2	22.696	27.929	18.572	26.955	1:36.152	298
6	22.421	27.219	17.949	26.308	1:33.897	297	3	23.138	27.709	18.423	26.527	1:35.797	282
7	22.609	27.220	17.974	26.288	1:34.091	295	4	22.882	27.588	18.856	26.844	1:36.170	294
8	22.360	27.380	18.019	26.382	1:34.141	297	5	22.724	27.903	18.279	26.714	1:35.620	291
9	22.404	27.507	18.055	26.334	1:34.300	297	6	22.735	27.745	18.247	27.206	1:35.933	293
10	22.412	27.417	18.050	26.392	1:34.271	298	7	22.775	27.912	18.418	26.840	1:35.945	293
11	22.367	27.429	17.938	26.357	1:34.091	295	8	22.739	27.732	18.296	26.807	1:35.574	290
12	22.404	27.353	18.005	26.805	1:34.567	295	9	22.530	27.872	18.575	26.696	1:35.673	290
							10	22.619	27.666	18.519	26.601	1:35.405	289
28 Aiden WAGNER (QLD) (8th)							11	22.592	27.894	18.619	26.855	1:35.960	293
1	29.670	27.705	17.871	25.864	1:41.110	231	12	22.850	27.932	18.487	27.027	1:36.296	288
2	22.184	26.707	17.710	25.689	1:32.290	304							
3	22.218	27.189	17.580	25.830	1:32.817	308	37 Michael EDWARDS (QLD) (25th)						
4	22.234	27.241	17.625	26.177	1:33.277	308	1	31.902	29.681	19.647	28.197	1:49.427	229
5	33.065	28.129	17.907	26.264	1:45.365	304	2	24.356	30.771	19.282	27.913	1:42.322	275
6	22.310	27.251	18.031	26.205	1:33.797	298	3	24.145	29.096	19.431	27.756	1:40.428	286
7	22.139	26.922	17.890	26.237	1:33.188	298	4	24.249	29.325	19.394	28.165	1:41.133	283

Scott Laing
Chief Timekeeper - Scott Laing

Tom Williams
Clerk of Course - Tom Williams



COMPUTIME RACE TIMING SYSTEMS PTY LTD
www.computime.com.au

E-mail: scott@computime.com.au / Ph: 0418 17 13 17





ASBK RESULTS

AUSTRALIAN SUPERBIKE CHAMPIONSHIP

Date: 29/02/20
 Event: R04
 Weather: Mostly cloudy - Temp: 18.8C
 Track: Dry - Temp: 22.7C

Race 1

Started at: 11:16:32
 Laps: 12
 Starters: 27
 Printed at: 12:17

PROVISIONAL SPLIT TIMES

Lap	Split 1	Split 2	Split 3	Split 4	Lap Time	Spd	Lap	Split 1	Split 2	Split 3	Split 4	Lap Time	Spd
5	24.388	29.131	19.419	27.936	1:40.874	282	7	22.109	26.865	17.792	25.962	1:32.728	303
6	24.387	29.347	19.340	28.453	1:41.527	280	8	22.122	26.882	17.818	25.873	1:32.695	297
7	24.688	29.642	19.748	28.134	1:42.212	281	9	22.082	26.928	17.864	25.962	1:32.836	303
8	24.866	29.733	19.800	27.998	1:42.397	277	10	22.577	26.927	17.755	25.968	1:33.227	303
9	24.709	29.527	19.651	27.969	1:41.856	281	11	22.196	26.947	17.798	25.983	1:32.924	303
10	24.643	29.528	19.585	28.092	1:41.848	280	12	22.407	26.901	17.852	25.939	1:33.099	305
11	24.693	33.221	21.550	29.947	1:49.411	278							
38 Hamish McMURRAY (NSW) (DNF)							61 Arthur SISSIS (SA) (6th)						
1	32.749	30.151	19.691	28.143	1:50.734	212	1	29.605	28.051	18.175	26.139	1:41.970	233
2	24.921	29.800	19.733	28.094	1:42.548	258	2	22.520	27.318	17.953	26.068	1:33.859	305
3	25.080	30.244	19.773	28.562	1:43.659	260	3	22.581	27.226	18.122	26.386	1:34.315	298
4	25.829	30.406	19.926	28.561	1:44.722	250	4	22.563	27.680	18.094	26.247	1:34.584	298
5	25.723	30.428	19.997	28.593	1:44.741	249	5	22.737	27.457	18.031	26.156	1:34.381	297
6	25.495	30.120	19.844	28.581	1:44.040	251	6	22.421	27.274	18.019	26.158	1:33.872	300
7	25.224	30.183	19.894	28.586	1:43.887	252	7	22.608	27.251	18.029	26.182	1:34.070	302
8	25.100	30.318	20.511	28.842	1:44.771	265	8	22.404	27.350	18.061	26.315	1:34.130	301
							9	22.445	27.496	18.088	26.285	1:34.314	302
							10	22.469	27.376	18.066	26.313	1:34.224	303
41 Max CROKER (NSW) (12th)							11	22.492	27.388	18.126	26.200	1:34.206	301
1	30.150	28.256	18.414	26.549	1:43.369	228	12	22.381	27.273	18.224	26.307	1:34.185	303
2	22.775	27.539	18.316	26.758	1:35.388	301							
3	22.891	27.816	18.408	26.524	1:35.639	298	62 Brendan McINTYRE (NSW) (15th)						
4	23.106	27.741	18.499	26.754	1:36.100	296	1	32.026	29.025	19.029	27.065	1:47.145	234
5	23.043	27.786	18.297	26.595	1:35.721	293	2	23.627	28.750	18.652	26.907	1:37.936	283
6	23.065	27.752	18.456	26.592	1:35.865	297	3	23.414	27.985	18.444	26.740	1:36.583	286
7	22.840	27.642	18.456	26.636	1:35.574	298	4	23.439	28.485	18.741	27.145	1:37.810	283
8	22.897	27.833	18.599	26.935	1:36.264	296	5	23.496	28.015	18.623	26.998	1:37.132	289
9	23.069	28.034	18.613	26.874	1:36.590	293	6	23.285	27.821	18.375	27.011	1:36.492	286
10	23.166	28.112	18.651	26.996	1:36.925	293	7	23.440	27.803	19.004	27.174	1:37.421	283
11	23.173	27.925	18.617	26.885	1:36.600	293	8	23.308	27.928	18.596	26.685	1:36.517	283
12	23.283	28.157	18.366	26.742	1:36.548	295	9	23.296	27.679	18.453	26.780	1:36.208	281
							10	23.114	28.051	18.827	26.910	1:36.902	285
47 Wayne MAXWELL (VIC) (1st)							11	23.291	27.941	18.709	26.931	1:36.872	284
1	28.224	27.009	17.838	25.891	1:38.962	224	12	23.234	28.009	18.569	26.919	1:36.731	283
2	22.256	26.898	17.826	25.828	1:32.808	302							
3	22.190	26.715	17.773	25.778	1:32.456	301	63 Dominic DE LEON (NSW) (22th)						
4	22.179	27.451	18.040	25.946	1:33.616	303	1	30.815	29.474	19.119	27.567	1:46.975	227
5	22.118	26.889	17.808	25.927	1:32.742	303	2	23.562	28.852	18.749	27.436	1:38.599	281
6	22.137	26.928	17.817	25.872	1:32.754	303	3	23.497	29.033	18.854	27.334	1:38.718	286

Scott Laing
 Chief Timekeeper - Scott Laing

Tom Williams
 Clerk of Course - Tom Williams



COMPUTIME RACE TIMING SYSTEMS PTY LTD
 www.computime.com.au

E-mail: scott@computime.com.au / Ph: 0418 17 13 17





ASBK RESULTS

AUSTRALIAN SUPERBIKE CHAMPIONSHIP

Date: 29/02/20
 Event: R04
 Weather: Mostly cloudy - Temp: 18.8C
 Track: Dry - Temp: 22.7C

Race 1


Started at: 11:16:32
 Laps: 12
 Starters: 27
 Printed at: 12:17

PROVISIONAL SPLIT TIMES

Lap	Split 1	Split 2	Split 3	Split 4	Lap Time	Spd	Lap	Split 1	Split 2	Split 3	Split 4	Lap Time	Spd
4	23.485	28.934	18.895	27.407	1:38.721	289	1	30.492	28.584	18.523	27.135	1:44.734	242
5	23.603	28.650	18.999	27.474	1:38.726	277	2	23.144	28.264	18.619	27.423	1:37.450	293
6	23.574	28.685	18.958	27.416	1:38.633	287	3	23.796	28.260	18.553	26.971	1:37.580	282
7	23.573	28.727	18.764	27.293	1:38.357	286	4	23.423	28.152	18.439	27.000	1:37.014	286
8	23.542	28.716	18.883	27.561	1:38.702	287	5	23.214	28.352	18.821	27.452	1:37.839	299
9	23.644	28.737	19.010	27.296	1:38.687	276	6	23.781	28.539	18.673	27.316	1:38.309	279
10	23.576	28.903	18.820	27.749	1:39.048	281	7	23.510	28.538	18.916	27.248	1:38.212	283
11	23.476	28.967	18.885	27.313	1:38.641	286	8	23.536	28.586	18.625	26.917	1:37.664	283
12	23.421	29.198	18.970	27.675	1:39.264	290	9	23.201	28.226	18.564	27.185	1:37.176	297
							10	23.375	28.367	18.826	27.205	1:37.773	290
							11	23.207	28.032	18.440	27.171	1:36.850	300
							12	23.436	28.251	18.519	26.934	1:37.140	294
65 Cru HALLIDAY (NSW) (2nd)													
1	28.644	27.467	17.760	25.775	1:39.646	215							
2	22.142	27.236	17.608	25.949	1:32.935	305							
3	22.140	26.807	17.646	25.916	1:32.509	308							
4	21.998	26.950	18.006	26.060	1:33.014	302							
5	22.076	26.912	17.733	26.121	1:32.842	302							
6	22.102	26.871	17.792	25.944	1:32.709	303							
7	21.998	26.982	17.763	26.099	1:32.842	302							
8	22.003	26.933	17.749	25.963	1:32.648	300							
9	22.038	26.895	17.751	25.938	1:32.622	301							
10	22.645	26.943	17.748	26.058	1:33.394	304							
11	22.180	26.972	17.754	26.014	1:32.920	303							
12	22.345	27.309	17.862	26.098	1:33.614	303							
77 Adam SENIOR (WA) (24th)													
1	32.547	29.993	19.236	27.866	1:49.642	217							
2	24.284	29.118	19.085	27.451	1:39.938	263							
3	23.986	29.086	19.179	27.722	1:39.973	275							
4	24.078	29.167	19.217	27.740	1:40.202	276							
5	24.091	29.248	19.177	27.759	1:40.275	276							
6	24.143	28.803	19.332	27.938	1:40.216	272							
7	24.122	28.746	19.029	27.632	1:39.529	275							
8	23.944	29.195	19.188	27.809	1:40.136	274							
9	23.844	28.757	19.131	27.578	1:39.310	274							
10	23.914	28.878	19.065	27.550	1:39.407	276							
11	23.964	28.931	19.041	27.625	1:39.561	276							
12	23.780	28.574	19.003	27.554	1:38.911	276							
78 Nathan SPITERI (VIC) (21th)													
1	31.202	29.286	19.436	27.218	1:47.142	228							
2	24.027	28.573	18.693	27.200	1:38.493	286							
3	23.602	28.204	18.745	27.247	1:37.798	286							
4	23.527	28.626	18.947	27.289	1:38.389	286							
5	23.599	28.547	18.822	27.429	1:38.397	287							
6	23.488	29.089	19.003	27.288	1:38.868	284							
7	23.769	28.732	18.923	27.269	1:38.693	276							
8	23.625	29.049	18.950	27.366	1:38.990	281							
9	23.678	28.543	18.908	27.985	1:39.114	281							
10	23.477	28.863	19.039	27.434	1:38.813	287							
11	23.584	28.872	19.020	27.533	1:39.009	286							
68 Glenn SCOTT (NSW) (17th)													


Scott Laing
 Chief Timekeeper - Scott Laing

Tom Williams
 Clerk of Course - Tom Williams



COMPUTIME RACE TIMING SYSTEMS PTY LTD
www.computime.com.au

E-mail: scott@computime.com.au / Ph: 0418 17 13 17





ASBK RESULTS

AUSTRALIAN SUPERBIKE CHAMPIONSHIP

Race 1

Started at: 11:16:32
Laps: 12
Starters: 27
Printed at: 12:17

Date: 29/02/20
Event: R04
Weather: Mostly cloudy - Temp: 18.8C
Track: Dry - Temp: 22.7C

PROVISIONAL SPLIT TIMES

Lap	Split 1	Split 2	Split 3	Split 4	Lap Time	Spd	Lap	Split 1	Split 2	Split 3	Split 4	Lap Time	Spd
12	23.827	28.463	18.773	27.436	1:38.499	283	98 Evan BYLES (SA) (23th)						
							1	32.366	29.831	19.240	27.657	1:49.094	228
86 Beau BEATON (NSW) (14th)							2	23.927	28.286	18.722	27.145	1:38.080	281
1	29.969	28.214	18.021	27.219	1:43.423	217	3	23.651	28.237	18.788	27.083	1:37.759	289
2	22.952	27.853	18.270	26.587	1:35.662	300	4	23.748	28.245	18.993	27.144	1:38.130	284
3	22.901	27.804	18.366	26.636	1:35.707	299	5	23.915	28.485	18.994	27.360	1:38.754	283
4	23.040	27.900	18.442	26.720	1:36.102	298	6	23.699	28.625	19.092	27.202	1:38.618	288
5	23.268	28.100	18.575	26.925	1:36.868	296	7	23.703	28.729	18.951	28.652	1:40.035	283
6	23.244	28.109	18.664	26.991	1:37.008	295	8	23.911	28.275	18.957	27.195	1:38.338	285
7	23.224	27.993	18.741	27.072	1:37.030	296	9	23.915	28.552	19.106	27.475	1:39.048	278
8	23.154	28.471	18.797	27.060	1:37.482	300	10	23.979	28.611	19.023	27.202	1:38.815	286
9	23.349	28.460	18.781	27.075	1:37.665	293	11	23.840	28.376	18.949	27.454	1:38.619	283
10	23.350	28.289	18.810	27.011	1:37.460	294	12	23.835	28.384	18.899	27.433	1:38.551	282
11	23.266	28.252	18.780	27.187	1:37.485	293	217 Dean HASLER (NSW) (19th)						
12	23.386	28.499	18.917	27.225	1:38.027	295	1	31.344	28.899	18.751	26.974	1:45.968	228
88 Giuseppe SCARCELLA (NSW) (18th)							2	23.285	28.384	18.639	27.170	1:37.478	284
1	30.914	28.715	18.716	26.789	1:45.134	233	3	23.634	28.456	18.628	27.088	1:37.806	275
2	23.314	28.082	19.028	26.786	1:37.210	286	4	23.769	28.468	18.669	27.263	1:38.169	279
3	23.706	28.379	18.676	26.980	1:37.741	271	5	23.431	28.545	18.747	27.538	1:38.261	287
4	23.233	28.220	18.534	26.982	1:36.969	290	6	23.711	28.231	18.680	27.326	1:37.948	276
5	23.363	28.361	18.676	27.230	1:37.630	293	7	23.600	28.599	18.745	27.432	1:38.376	281
6	23.318	28.366	18.639	27.215	1:37.538	292	8	23.560	28.411	18.708	27.473	1:38.152	287
7	23.488	28.493	18.923	27.478	1:38.382	287	9	23.474	28.727	19.050	27.452	1:38.703	289
8	23.572	28.665	18.771	27.219	1:38.227	283	10	23.415	28.430	18.627	27.531	1:38.003	285
9	23.514	28.360	18.718	27.057	1:37.649	282	11	23.371	28.677	18.488	27.178	1:37.714	285
10	23.274	28.432	18.713	27.124	1:37.543	290	12	23.343	29.094	18.817	27.447	1:38.701	283
11	23.213	28.184	18.609	26.937	1:36.943	293							
12	23.225	28.311	18.837	27.187	1:37.560	293							

The results are provisional until the end of the time limit for protests and appeals.


Chief Timekeeper - Scott Laing


Clerk of Course - Tom Williams



COMPUTIME RACE TIMING SYSTEMS PTY LTD
www.computime.com.au

E-mail: scott@computime.com.au / Ph: 0418 17 13 17





FINANCIAL SERVICES



ASBK RESULTS

AUSTRALIAN SUPERBIKE CHAMPIONSHIP

Race 1

Date: 29/02/20
Event: R04
Weather: Mostly cloudy - Temp: 18.8C
Track: Dry - Temp: 22.7C

Started at: 11:16:32
Laps: 12
Starters: 27
Printed at: 12:17

PROVISIONAL FASTEST LAPS SEQUENCE

Lap	Race Pos	No	Name	Machine	Fastest Lap	On Lap
1	1	47	Wayne MAXWELL (VIC)	Ducati V4R	1:38.962	1
2	1	47	Wayne MAXWELL (VIC)	Ducati V4R	1:32.808	2
2	3	17	Troy HERFOSS (QLD)	Honda CBR RR	1:32.640	2
2	8	28	Aiden WAGNER (QLD)	Yamaha YZF-R1	1:32.290	2

The results are provisional until the end of the time limit for protests and appeals.

Chief Timekeeper - Scott Laing

Clerk of Course - Tom Williams



COMPUTIME RACE TIMING SYSTEMS PTY LTD
www.computime.com.au

E-mail: scott@computime.com.au / Ph: 0418 17 13 17





ASBK RESULTS

AUSTRALIAN SUPERBIKE CHAMPIONSHIP

Race 1

Date: 29/02/20
Event: R04
Weather: Mostly cloudy - Temp: 18.8C
Track: Dry - Temp: 22.7C

Started at: 11:16:32
Laps: 12
Starters: 27
Printed at: 12:17

PROVISIONAL LAP SHEET

No	Lap Time	Gap	No	Lap Time	Gap	No	Lap Time	Gap	No	Lap Time	Gap	No	Lap Time	Gap
Lap 1			14	1:32.767	1.193	86	1:35.707	10.566	62	1:37.810	21.632	38	1:44.741	55.820
47	1:38.962		12	1:32.979	1.500	4	1:36.423	12.644	78	1:38.389	23.980	Lap 6		
21	1:39.139	.177	28	1:32.290	1.630	34	1:35.797	13.742	24	1:37.876	24.497	47	1:32.754	
67	1:39.408	.446	61	1:33.859	4.059	68	1:37.580	15.538	63	1:38.721	25.171	65	1:32.709	.317
17	1:39.625	.663	13	1:34.785	5.553	88	1:37.741	15.859	98	1:38.130	25.221	21	1:32.729	.681
65	1:39.646	.684	25	1:36.156	5.582	33	1:36.628	16.142	77	1:40.202	31.913	17	1:33.623	1.350
14	1:40.196	1.234	41	1:35.388	6.987	217	1:37.806	17.026	37	1:41.133	35.468	67	1:33.133	1.780
12	1:40.291	1.329	86	1:35.662	7.315	62	1:36.583	17.438	38	1:44.722	43.821	12	1:34.142	5.928
28	1:41.110	2.148	4	1:38.987	8.677	78	1:37.798	19.207	Lap 5					
25	1:41.196	2.234	34	1:36.152	10.401	63	1:38.718	20.066	47	1:32.742		25	1:33.897	9.445
4	1:41.460	2.498	68	1:37.450	10.414	24	1:37.983	20.237	65	1:32.842	.362	61	1:33.872	9.643
61	1:41.970	3.008	88	1:37.210	10.574	98	1:37.759	20.707	17	1:33.057	.481	13	1:35.188	13.870
13	1:42.538	3.576	217	1:37.478	11.676	77	1:39.973	25.327	21	1:32.935	.706	28	1:33.797	15.318
41	1:43.369	4.407	33	1:36.355	11.970	37	1:40.428	27.951	67	1:33.117	1.401	4	1:34.736	17.742
86	1:43.423	4.461	62	1:37.936	13.311	38	1:43.659	32.715	12	1:34.017	4.540	41	1:35.865	18.744
68	1:44.734	5.772	63	1:38.599	13.804	Lap 4			25	1:34.018	8.302	86	1:37.008	21.432
88	1:45.134	6.172	78	1:38.493	13.865	47	1:33.616		61	1:34.381	8.525	34	1:35.933	22.353
217	1:45.968	7.006	24	1:37.983	14.710	17	1:33.268	.166	13	1:35.202	11.436	33	1:35.913	26.720
34	1:46.019	7.057	98	1:38.080	15.404	65	1:33.014	.262	28	1:45.365	14.275	88	1:37.538	28.884
63	1:46.975	8.013	77	1:39.938	17.810	21	1:32.826	.513	41	1:35.721	15.633	68	1:38.309	29.588
78	1:47.142	8.180	37	1:42.322	19.979	67	1:32.980	1.026	4	1:35.251	15.760	62	1:36.492	29.760
62	1:47.145	8.183	38	1:42.548	21.512	14	1:33.252	1.424	86	1:36.868	17.178	217	1:37.948	32.292
33	1:47.385	8.423	Lap 3			28	1:33.277	1.652	86	1:36.868	17.178	24	1:38.386	35.393
24	1:48.497	9.535	47	1:32.456		12	1:33.663	3.265	34	1:35.620	19.174	78	1:38.868	35.749
98	1:49.094	10.132	17	1:32.475	.514	61	1:34.584	6.886	33	1:36.930	23.561	63	1:38.633	37.034
37	1:49.427	10.465	65	1:32.509	.864	25	1:33.752	7.026	68	1:37.839	24.033	98	1:38.618	37.097
77	1:49.642	10.680	21	1:33.393	1.303	13	1:35.176	8.976	88	1:37.630	24.100	77	1:40.216	46.908
38	1:50.734	11.772	67	1:33.360	1.662	41	1:36.100	12.654	62	1:37.132	26.022	14	1:34.624	47.980
Lap 2			14	1:33.051	1.788	86	1:36.102	13.052	217	1:38.261	27.098	37	1:41.527	52.373
47	1:32.808		28	1:32.817	1.991	4	1:34.223	13.251	78	1:38.397	29.635	38	1:44.040	1:07.106
21	1:32.997	.366	12	1:34.174	3.218	34	1:36.170	16.296	24	1:38.006	29.761	Lap 7		
17	1:32.640	.495	61	1:34.315	5.918	68	1:37.014	18.936	63	1:38.726	31.155	47	1:32.728	
67	1:33.120	.758	25	1:33.764	6.890	88	1:36.969	19.212	98	1:38.754	31.233	65	1:32.842	.431
65	1:32.935	.811	13	1:34.319	7.416	33	1:36.847	19.373	77	1:40.275	39.446	21	1:32.664	.617
			41	1:35.639	10.170	217	1:38.169	21.579	37	1:40.874	43.600	67	1:33.111	2.163
									14	2:17.428	46.110			

Scott Laing
Chief Timekeeper - Scott Laing

Tom Williams
Clerk of Course - Tom Williams



COMPUTIME RACE TIMING SYSTEMS PTY LTD
www.computime.com.au

E-mail: scott@computime.com.au / Ph: 0418 17 13 17





ASBK RESULTS

AUSTRALIAN SUPERBIKE CHAMPIONSHIP

Race 1

Started at: 11:16:32

Laps: 12

Starters: 27

Printed at: 12:17

Date: 29/02/20
 Event: R04
 Weather: Mostly cloudy - Temp: 18.8C
 Track: Dry - Temp: 22.7C

PROVISIONAL LAP SHEET

No	Lap Time	Gap	No	Lap Time	Gap	No	Lap Time	Gap	No	Lap Time	Gap	No	Lap Time	Gap
12	1:34.095	7.295	41	1:36.264	25.159	217	1:38.703	49.264	Lap 11			13	1:35.007	25.268
25	1:34.091	10.808	34	1:35.574	28.449	14	1:34.750	52.858	47	1:32.924		4	1:34.539	27.142
61	1:34.070	10.985	86	1:37.482	30.521	24	1:38.914	53.051	65	1:32.920	.333	34	1:36.296	39.697
17	1:46.435	15.057	33	1:35.908	32.907	78	1:39.114	54.287	21	1:33.432	1.851	41	1:36.548	39.736
28	1:33.188	15.778	62	1:36.517	38.275	63	1:38.687	54.521	67	1:33.974	5.379	33	1:36.203	46.159
13	1:34.840	15.982	68	1:37.664	40.041	98	1:39.048	56.259	25	1:34.091	15.929	86	1:38.027	49.072
4	1:34.767	19.781	88	1:38.227	40.070	77	1:39.310	1:07.624	61	1:34.206	16.177	62	1:36.731	52.902
41	1:35.574	21.590	217	1:38.152	43.397	37	1:41.856	1:20.579	17	1:33.315	17.191	14	1:34.326	56.395
34	1:35.945	25.570	24	1:38.547	46.973	Lap 10			28	1:33.573	17.781	68	1:37.140	56.894
86	1:37.030	25.734	78	1:38.990	48.009	47	1:33.227		13	1:34.841	23.360	88	1:37.560	57.679
33	1:35.702	29.694	63	1:38.702	48.670	65	1:33.394	.337	4	1:34.365	25.702	217	1:38.701	1:04.432
62	1:37.421	34.453	98	1:38.338	50.047	21	1:33.478	1.343	41	1:36.600	36.287	24	1:39.162	1:10.792
88	1:38.382	34.538	14	1:34.172	50.944	67	1:33.851	4.329	34	1:35.960	36.500	78	1:38.499	1:11.358
68	1:38.212	35.072	77	1:40.136	1:01.150	25	1:34.271	14.762	33	1:36.174	43.055	63	1:39.264	1:12.224
217	1:38.376	37.940	37	1:42.397	1:11.559	61	1:34.224	14.895	86	1:37.485	44.144	98	1:38.551	1:12.994
24	1:38.456	41.121	38	1:44.771	1:30.341	17	1:33.631	16.800	62	1:36.872	49.270	77	1:38.911	1:26.253
78	1:38.693	41.714	Lap 9			28	1:33.640	17.132	68	1:36.850	52.853			
63	1:38.357	42.663	47	1:32.836		13	1:34.766	21.443	88	1:36.943	53.218			
98	1:40.035	44.404	65	1:32.622	.170	4	1:34.425	24.261	14	1:34.155	55.168			
14	1:34.215	49.467	21	1:33.042	1.092	41	1:36.925	32.611	217	1:37.714	58.830			
77	1:39.529	53.709	67	1:33.559	3.705	34	1:35.405	33.464	24	1:39.021	1:04.729			
37	1:42.212	1:01.857	12	1:34.485	10.395	86	1:37.460	39.583	78	1:39.009	1:05.958			
38	1:43.887	1:18.265	25	1:34.300	13.718	33	1:37.278	39.805	63	1:38.641	1:06.059			
Lap 8			61	1:34.314	13.898	62	1:36.902	45.322	98	1:38.619	1:07.542			
47	1:32.695		17	1:33.497	16.396	68	1:37.773	48.927	77	1:39.561	1:20.441			
65	1:32.648	.384	28	1:33.508	16.719	88	1:37.543	49.199	Lap 12					
21	1:32.964	.886	13	1:34.868	19.904	14	1:34.306	53.937	47	1:33.099				
67	1:33.514	2.982	4	1:34.247	23.063	217	1:38.003	54.040	65	1:33.614	.848			
12	1:34.146	8.746	41	1:36.590	28.913	24	1:38.808	58.632	21	1:34.137	2.889			
25	1:34.141	12.254	34	1:35.673	31.286	78	1:38.813	59.873	67	1:35.267	7.547			
61	1:34.130	12.420	86	1:37.665	35.350	63	1:39.048	1:00.342	37	1:49.411	1 lap			
17	1:33.373	15.735	33	1:35.683	35.754	98	1:38.815	1:01.847	17	1:32.918	17.010			
28	1:32.964	16.047	62	1:36.208	41.647	77	1:39.407	1:13.804	61	1:34.185	17.263			
13	1:34.585	17.872	68	1:37.176	44.381	37	1:41.848	1:29.200	25	1:34.567	17.397			
4	1:34.566	21.652	88	1:37.649	44.883				28	1:32.803	17.485			

The results are provisional until the end of the time limit for protests and appeals.

Scott Laing
 Chief Timekeeper - Scott Laing

Tom Williams
 Clerk of Course - Tom Williams



COMPUTIME RACE TIMING SYSTEMS PTY LTD
www.computime.com.au

E-mail: scott@computime.com.au / Ph: 0418 17 13 17





ASBK RESULTS

AUSTRALIAN SUPERBIKE CHAMPIONSHIP

Race 1

Date: 29/02/20
 Event: R04
 Weather: Mostly cloudy - Temp: 18.8C
 Track: Dry - Temp: 22.7C

Started at: 11:16:32
 Laps: 12
 Starters: 27
 Printed at: 12:17

PROVISIONAL LAP CHART

Name	Grid	1	2	3	4	5	6	7	8	9	10	11	12	Name
W. MAXWELL	47	17	17	17	17	17	17	17	17	17	17	17	17	W. MAXWELL
C. HALLIDAY	65	21	21	17	17	65	65	65	65	65	65	65	65	C. HALLIDAY
J. WATERS	21	67	17	65	65	17	21	21	21	21	21	21	21	J. WATERS
G. ALLERTON	14	17	67	21	21	21	17	67	67	67	67	67	67	B. STARING
T. HERFOSS	17	65	65	67	67	67	67	12	12	12	25	25	17	T. HERFOSS
M. JONES	1	14	14	14	14	12	12	25	25	25	61	61	61	A. SISSIS
M. WALTERS	12	12	12	28	28	25	25	61	61	61	17	17	25	D. FALZON
B. STARING	67	28	28	12	12	61	61	17	17	17	28	28	28	A. WAGNER
D. FALZON	25	25	61	61	61	13	13	28	28	28	13	13	13	J. METCHER
J. HAYES	4	4	13	25	25	28	28	13	13	13	4	4	4	J. HAYES
J. METCHER	13	61	25	13	13	41	4	4	4	4	41	41	34	L. MAGEE
B. BEATON	86	13	41	41	41	4	41	41	41	41	34	34	41	M. CROKER
A. WAGNER	28	41	86	86	86	86	86	34	34	34	86	33	33	S. FROST
A. SISSIS	61	86	4	4	4	34	34	86	86	86	33	86	86	B. BEATON
M. CROKER	41	68	34	34	34	33	33	33	33	33	62	62	62	B. McINTYRE
S. FROST	33	88	68	68	68	68	88	62	62	62	68	68	14	G. ALLERTON
L. MAGEE	34	217	88	88	88	88	68	88	68	68	88	88	68	G. SCOTT
D. DE LEON	68	34	217	33	33	62	62	68	88	88	14	14	88	G. SCARCELLA
N. SPITERI	78	63	33	217	217	217	217	217	217	217	217	217	217	D. HASLER
G. SCARCELLA	88	78	62	62	62	78	24	24	24	14	24	24	24	M. TOOLEY
D. HASLER	207	62	63	78	78	24	78	78	78	24	78	78	78	N. SPITERI
M. TOOLEY	24	33	78	63	24	63	63	63	63	78	63	63	63	D. DE LEON
H. McMURRAY	38	24	24	24	63	98	98	98	98	63	98	98	98	E. BYLES
A. SENIOR	77	98	98	98	98	77	77	14	14	98	77	77	77	A. SENIOR
M. EDWARDS	37	37	77	77	77	37	14	77	77	77	37	37	37	
G. SCOTT	68	77	37	37	37	14	37	37	37	37				
E. BYLES	98	38	38	38	38	38	38	38	38					
B. McINTYRE	62													

The results are provisional until the end of the time limit for protests and appeals.

Scott Laing
 Chief Timekeeper - Scott Laing

Tom Williams
 Clerk of Course - Tom Williams



COMPUTIME RACE TIMING SYSTEMS PTY LTD
www.computime.com.au

E-mail: scott@computime.com.au / Ph: 0418 17 13 17





FINANCIAL SERVICES



ASBK RESULTS

AUSTRALIAN SUPERBIKE CHAMPIONSHIP

Race 1

Date: 29/02/20
Event: R04
Weather: Mostly cloudy - Temp: 18.8C
Track: Dry - Temp: 22.7C

Started at: 11:16:32
Laps: 12
Starters: 27
Printed at: 12:17

PROVISIONAL BEST PARTIAL TIMES

Pos	Split 1		Split 2		Split 3		Split 4		LAP		Ideal	Fastest
	Name	Time	Name	Time	Name	Time	Name	Time	Name	Time		
1	C. HALLIDAY	21.998	A. WAGNER	26.707	A. WAGNER	17.580	A. WAGNER	25.689	A. WAGNER	1:31.985	1:32.290	
2	A. WAGNER	22.009	W. MAXWELL	26.715	T. HERFOSS	17.590	T. HERFOSS	25.769	C. HALLIDAY	1:32.188	1:32.509	
3	J. WATERS	22.022	T. HERFOSS	26.775	C. HALLIDAY	17.608	C. HALLIDAY	25.775	T. HERFOSS	1:32.221	1:32.475	
4	W. MAXWELL	22.082	C. HALLIDAY	26.807	G. ALLERTON	17.666	W. MAXWELL	25.778	W. MAXWELL	1:32.330	1:32.456	
5	T. HERFOSS	22.087	J. WATERS	26.964	M. WALTERS	17.673	J. WATERS	25.835	J. WATERS	1:32.537	1:32.664	
6	G. ALLERTON	22.131	B. STARING	26.964	B. STARING	17.702	G. ALLERTON	25.852	G. ALLERTON	1:32.655	1:32.767	
7	M. WALTERS	22.187	G. ALLERTON	27.006	J. WATERS	17.716	B. STARING	25.859	B. STARING	1:32.780	1:32.980	
8	B. STARING	22.255	M. WALTERS	27.105	W. MAXWELL	17.755	M. WALTERS	25.945	M. WALTERS	1:32.910	1:32.979	
9	D. FALZON	22.333	D. FALZON	27.219	D. FALZON	17.897	D. FALZON	26.043	D. FALZON	1:33.492	1:33.752	
10	A. SISSIS	22.381	A. SISSIS	27.226	A. SISSIS	17.953	A. SISSIS	26.068	A. SISSIS	1:33.628	1:33.859	
11	J. HAYES	22.384	J. HAYES	27.314	J. HAYES	17.961	J. HAYES	26.109	J. HAYES	1:33.768	1:34.223	
12	J. METCHER	22.406	J. METCHER	27.396	J. METCHER	17.974	J. METCHER	26.322	J. METCHER	1:34.098	1:34.319	
13	L. MAGEE	22.530	M. CROKER	27.539	B. BEATON	18.021	M. CROKER	26.524	L. MAGEE	1:34.892	1:35.405	
14	M. CROKER	22.775	S. FROST	27.557	L. MAGEE	18.247	L. MAGEE	26.527	M. CROKER	1:35.135	1:35.388	
15	S. FROST	22.777	L. MAGEE	27.588	M. CROKER	18.297	B. BEATON	26.587	B. BEATON	1:35.313	1:35.662	
16	B. BEATON	22.901	B. McINTYRE	27.679	B. McINTYRE	18.375	S. FROST	26.660	S. FROST	1:35.377	1:35.683	
17	B. McINTYRE	23.114	B. BEATON	27.804	S. FROST	18.383	B. McINTYRE	26.685	B. McINTYRE	1:35.853	1:36.208	
18	G. SCOTT	23.144	G. SCOTT	28.032	G. SCOTT	18.439	G. SCARCELL	26.786	G. SCOTT	1:36.532	1:36.850	
19	M. TOOLEY	23.199	G. SCARCELL	28.082	D. HASLER	18.488	G. SCOTT	26.917	G. SCARCELL	1:36.615	1:36.943	
20	G. SCARCELL	23.213	N. SPITERI	28.204	G. SCARCELL	18.534	D. HASLER	26.974	D. HASLER	1:36.978	1:37.478	
21	D. HASLER	23.285	D. HASLER	28.231	M. TOOLEY	18.584	E. BYLES	27.083	M. TOOLEY	1:37.367	1:37.876	
22	D. DE LEON	23.421	E. BYLES	28.237	N. SPITERI	18.693	N. SPITERI	27.200	N. SPITERI	1:37.574	1:37.798	
23	N. SPITERI	23.477	M. TOOLEY	28.310	E. BYLES	18.722	M. TOOLEY	27.274	E. BYLES	1:37.693	1:37.759	
24	E. BYLES	23.651	A. SENIOR	28.574	D. DE LEON	18.749	D. DE LEON	27.293	D. DE LEON	1:38.113	1:38.357	
25	A. SENIOR	23.780	D. DE LEON	28.650	A. SENIOR	19.003	A. SENIOR	27.451	A. SENIOR	1:38.808	1:38.911	
26	M. EDWARDS	24.145	M. EDWARDS	29.096	M. EDWARDS	19.282	M. EDWARDS	27.756	M. EDWARDS	1:40.279	1:40.428	
27	H. McMURRA	24.921	H. McMURRA	29.800	H. McMURRA	19.691	H. McMURRA	28.094	H. McMURRA	1:42.506	1:42.548	

The results are provisional until the end of the time limit for protests and appeals.

Chief Timekeeper - Scott Laing


Clerk of Course - Tom Williams



COMPUTIME RACE TIMING SYSTEMS PTY LTD
www.computime.com.au

E-mail: scott@computime.com.au / Ph: 0418 17 13 17





ASBK RESULTS

AUSTRALIAN SUPERBIKE CHAMPIONSHIP

Race 1

Started at: 11:16:32
Laps: 12
Starters: 27
Printed at: 12:17

Date: 29/02/20
Event: R04
Weather: Mostly cloudy - Temp: 18.8C
Track: Dry - Temp: 22.7C

PROVISIONAL RACE INFORMATION

Time	Description
11:05:08	SIGHTING LAP STARTED
11:08:34	BIKES ON GRID FOR MEDIA - WARM UP LAP 11:13am
11:13:30	WARM UP LAP STARTED
11:16:32	Event Start
11:16:58	Rider 1 (Mike JONES) DID NOT START - MECHANICAL
11:32:57	Rider 12 (Matt WALTERS) CRASH SECTOR 2 - RIDER UP
11:35:13	Chequered Flag
11:37:11	Event Finish

The results are provisional until the end of the time limit for protests and appeals.

Chief Timekeeper - Scott Laing

Clerk of Course - Tom Williams



COMPUTIME RACE TIMING SYSTEMS PTY LTD
www.computime.com.au

E-mail: scott@computime.com.au / Ph: 0418 17 13 17

